

FINANCIAL REVIEW 2022/2023

Overview

In the financial year 2022/2023, the Institution continued to sustain a healthy financial and cash position. The surplus for the year was HK\$5.2 million as compared with that of last year of HK\$2.9 million. Total net assets as at 31 March 2023 netting off the decrease in fair value of investment of HK\$0.5 million were HK\$132 million which is about HK\$5 million higher than that of last year.

Source of Fund

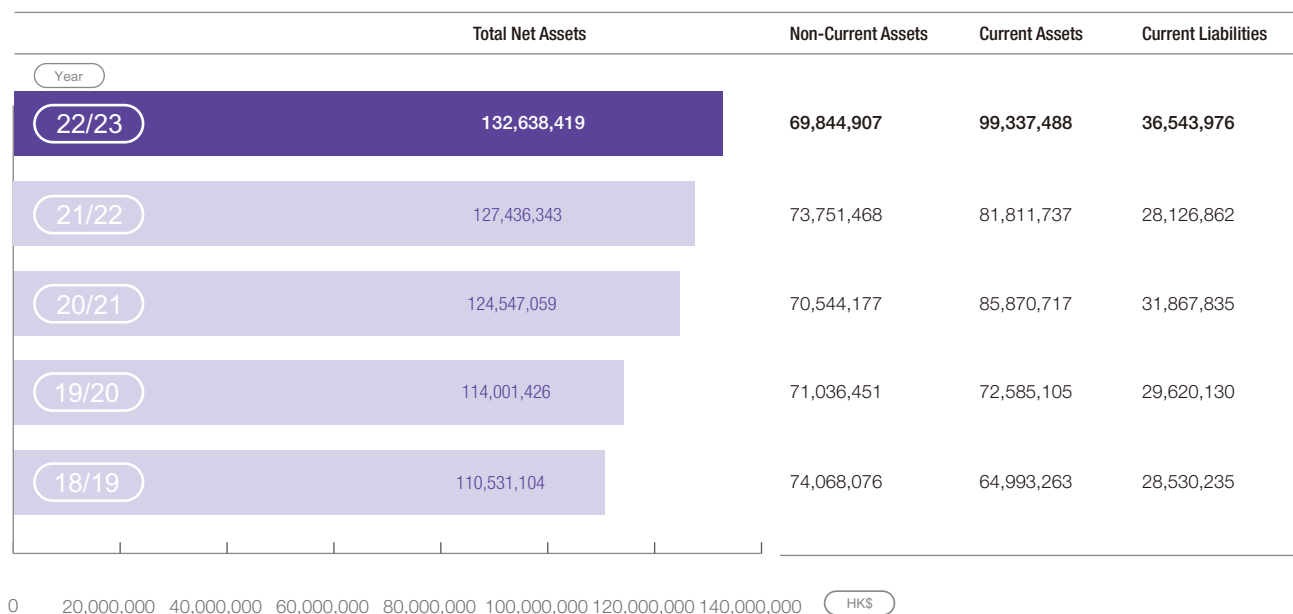
The total income for the year was HK\$76.7 million. The major sources of income were membership fees, accreditation income and training fees, these accounted for 65% of the total income. As compared with the income of last year, which was HK\$60.5 million, it was an increase of 26.7%. With the ease of the COVID-19, many events and activities were resumed during the year as compared to that of last year and the income generated from related events/activities for the year had therefore increased.

Use of Fund

Total expenditure for the year was HK\$71 million. There was an increase of 24.5% as compared with HK\$57 million last year. The increase in expenditure was mainly due to the increase in organisation of activities after the pandemic epidemic.

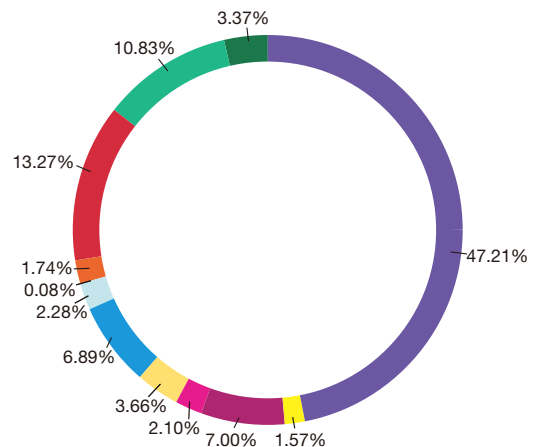
In addition, the “Hong Kong Engineers Week 2023” had been organised in March 2023 with activities within a whole week. The event included competition, carnival, exhibition, lectures, conference and fundraising cycling & run and the expenditure incurred was HK\$8.6 million. With various sponsorship support, the event was break-even. The “HKIE Time to Change Roadmap” had completed in the year and the balance of the related cost was HK\$405,000. A series of activities had also been organised during the year under the theme of the Session “Proud to be Engineers” with part of the expenditure incurred in the financial year of HK\$690,000.

Total Net Assets



Source of Fund

	HK\$	%	
Subscriptions	36,254,894	47.21%	■
Entrance and Transfer Fees	1,203,990	1.57%	■
Training Fees	5,373,600	7.00%	■
Application & Assessment Fees	1,611,068	2.10%	■
ERB Administration Fees	2,809,560	3.66%	■
Accreditation Income	5,293,000	6.89%	■
Conference Income	1,749,600	2.28%	■
Continuing Professional Development Activities	62,202	0.08%	■
Donation for Learned Society Activities' Premises	1,334,931	1.74%	■
Divisional Income	10,193,656	13.27%	■
Other Event Income ^(note 1)	8,317,272	10.83%	■
Other Income ^(note 2)	2,586,169	3.37%	■
	76,789,942	100.00%	

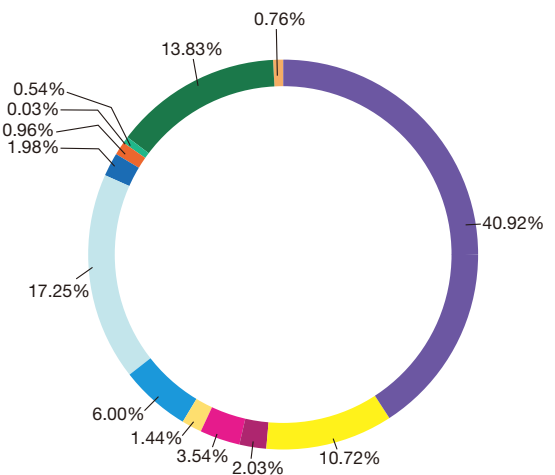


Note 1: Other event income includes income mainly from Hong Kong Engineers Week 2023, City Dress-up Photo Competition, etc.

Note 2: Other income includes interest and dividend income, Construction Dispute Resolution courses income, Journal sponsorship income, Asia Pacific Economic Cooperation Engineer registration fees, International Professional Engineers Agreement registration fees and International Engineering Technologists Agreement registration fees, etc.

Use of Fund

	HK\$	%	
Staff Expenses	29,058,280	40.92%	■
Office & Administration Expenses	7,609,773	10.72%	■
Membership Expenses	1,442,487	2.03%	■
Accreditation Expenses	2,518,889	3.54%	■
Publication Expenses	1,019,327	1.44%	■
Conference Expenses	4,256,843	6.00%	■
Divisional Expenses	12,252,366	17.25%	■
External Affairs Expenses	1,403,412	1.98%	■
Legal & Professional Fees	682,907	0.96%	■
Facilities Expenses	23,678	0.03%	■
The HKIE Awards and Student Scholarship & Prizes Expenses	382,101	0.54%	■
Other Events Expenses ^(note 1)	9,820,201	13.83%	■
Other Expenses ^(note 2)	542,152	0.76%	■
	71,012,416	100.00%	



Note 1: Other events expenses includes expenses mainly from Hong Kong Engineers Week 2023, City Dress-up Photo Competition, etc.

Note 2: Other expenses includes Construction Dispute Resolution courses expenses, Asia Pacific Economic Cooperation Engineer expenses, International Professional Engineers Agreement expenses and International Engineering Technologists Agreement expenses, etc.

Performance by Divisions

	(1) Allocation 2022/23 HK\$	(2) Surplus/ (Deficit) b/f HK\$	(3) Surplus Returned to Headquarters HK\$	(4) Income HK\$ (Note 1)	(5)=(1)+(2)+(3)+(4) Total Funds HK\$	(6) Expenditure HK\$ (Note 2)	(7)=(5)-(6) Surplus/ (Deficit) at 31 March 2023 HK\$ (Note 3)
Aircraft Division	41,000	350,795	(3,795)	143	388,143	(121,348)*	509,491
Associate Members Committee	43,000	74,235	–	–	117,235	26,518	90,717
Biomedical Division	37,000	202,390	–	1,085	240,475	28,726	211,749
Building Division	69,000	941,321	–	8,174	1,018,495	43,356	975,139
Building Services Division	114,000	1,325,193	–	22,118	1,461,311	686,478	774,833
Control, Automation & Instrumentation Division	54,000	151,023	–	6,898	211,921	94,452	117,469
Civil Division	167,000	1,747,420	–	17,340	1,931,760	589,918	1,341,842
Electrical Division	83,000	1,462,387	–	6,702	1,552,089	(25,753)*	1,577,842
Electronics Division	51,000	444,883	–	6,500	502,383	35,516	466,867
Environmental Division	103,000	464,692	–	7,048	574,740	241,872	332,868
Fire Division	45,000	1,282,975	–	1,496	1,329,471	(24,220)*	1,353,691
Gas and Energy Division	53,000	299,011	–	3,870	355,881	115,724	240,157
Geotechnical Division	107,000	1,567,901	–	4,944	1,679,845	323,473	1,356,372
Information Technology Division	67,000	568,777	–	6,235	642,012	127,287	514,725
Logistics & Transportation Division	40,000	311,866	–	430	352,296	45,925	306,371
Materials Division	41,000	320,837	–	2,580	364,417	96,712	267,705
Manufacturing, Industrial & Systems Division	44,000	124,838	–	5,195	174,033	104,480	69,553
Mechanical, Marine, Naval Architecture & Chemical Division	80,000	844,925	–	6,450	931,375	182,765	748,610
Nuclear Division	36,000	113,644	–	430	150,074	43,842	106,232
Safety Specialist Committee	139,000	631,223	–	–	770,223	294,564	475,659
Structural Division	125,000	1,556,098	–	3,689	1,684,787	134,602	1,550,185
Student Chapter – City U	28,610	50,710	–	–	79,320	38,060	41,260
Student Chapter – CUHK	18,540	57,628	–	–	76,168	16,181	59,987
Student Chapter – IVE(TY)	47,090	179,596	–	–	226,686	6,072	220,614
Student Chapter – IVE(CW)	18,880	148,885	–	187	167,952	3,816	164,136
Student Chapter – IVE(ST)	–	71,505	–	84	71,589	200	71,389
Student Chapter – IVE(HW)	8,990	12,914	–	–	21,904	8,616	13,288
Student Chapter – HKBU	2,650	18,880	–	–	21,530	–	21,530
Student Chapter – HKU	18,470	54,013	–	24	72,507	29,095	43,412
Student Chapter – HKUST	24,620	69,905	–	–	94,525	9,139	85,386
Student Chapter – Poly U	31,360	155,021	–	91	186,472	8,869	177,603
Student Chapter – THEi	10,730	18,752	–	–	29,482	–	29,482
Young Members Committee	82,000	788,123	–	417	870,540	(21,820)*	892,360
Total	1,830,940	16,412,366	(3,795)	112,130	18,351,641	3,143,117	15,208,524

Note:

- Income included receipts for affiliate subscriptions.
- Expenditure included net deficit/(surplus) of special events.
- Surplus represents accumulated surplus and therefore does not agree with the current year surplus.

* Being special events surplus in excess of total expenditure for the year.